

## 2020 Winter Tree Trim Request Form

This form is a “Request” only. Final decision will be made by the Board of Directors

**Requests must be received by September 4, 2020**  
 (Requests received after the deadline will not be considered)

**This is NOT a tree removal form. Contact the office if you would like to submit a tree removal request**  
**This form is for Pine Tree, Junipers, Eucalyptus, Sycamores ONLY**

Please refer to the map posted in the window of the Sea Point Office for tree and grid numbers. The tree map is also posted on the Sea Point web site at: [www.seapointtownhomes.com](http://www.seapointtownhomes.com). Go to Residents, Sea Point Forms, Form 7-Sea Point Tree Map.

The Winter tree trimming will occur in (October/November/December).

### REQUEST FOR WINTER TREE TRIM

**Tree #      Grid #**

		<input type="checkbox"/> Lace <input type="checkbox"/> Branch Removal <input type="checkbox"/> Shape	
		<input type="checkbox"/> Lace <input type="checkbox"/> Branch Removal <input type="checkbox"/> Shape	
		<input type="checkbox"/> Lace <input type="checkbox"/> Branch Removal <input type="checkbox"/> Shape	
		<input type="checkbox"/> Lace <input type="checkbox"/> Branch Removal <input type="checkbox"/> Shape	

### REQUEST FOR NO TREE TRIM

**Tree #      Grid #      Reason for not trimming**


**THIS REQUEST MUST BE SIGNED BY HOMEOWNER**

Address : \_\_\_\_\_ Unit #: \_\_\_\_\_

Email Address: \_\_\_\_\_ Phone #: \_\_\_\_\_

Signature: \_\_\_\_\_ Print Name: \_\_\_\_\_

## COMPLETING THE FORM

1. **Always** identify trees by number. Tree numbers may be obtained by referring to the tree map located in the Sea Point office window.


- The tree map is also located on the Sea Point website at: [www.seapointtownhomes.com](http://www.seapointtownhomes.com)
- Go to: **Residents, Sea Point Forms, Form 7-Sea Point Tree Map.**

2. Use only the following terms to describe the trim desired:

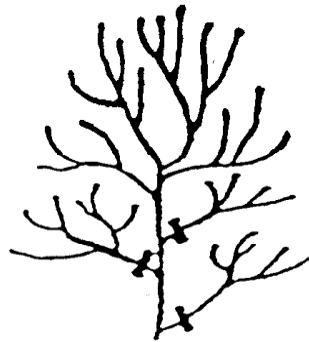
**LACE:** Create openness throughout the tree while leaving the basic structure untouched.

**BRANCH REMOVAL:** Cut into the basic structure to remove part (or all) of a branch, twig, sucker.


**SHAPE:** Trim to maintain the natural shape of the tree.



**LACE**



**REMOVE**



**SHAPE**

3. Explain your needs clearly. Make rough reproduction of the tree(s) or submit a photo or picture.

*Example: Lace the top 10% of the tree*

*Example: Remove the sucker (upright branch).*

*Example: Shape per the drawing provided.*

4. Give the reason for your tree trim request ~

*Such as: "I want my view enhanced from the balcony" or*

*"I want my view enhanced from my third floor bedroom and privacy from the street"*

5. Please be sure to state your reason if you are requesting a **NO TRIM** ~

*Such as: "I desire privacy" or*

*"I want protection from street pollution"*

**Please do not submit a tree trim request picture that shows 50% of the tree to be trimmed or reduced. Trees will not be trimmed more than 25% in any one year.**